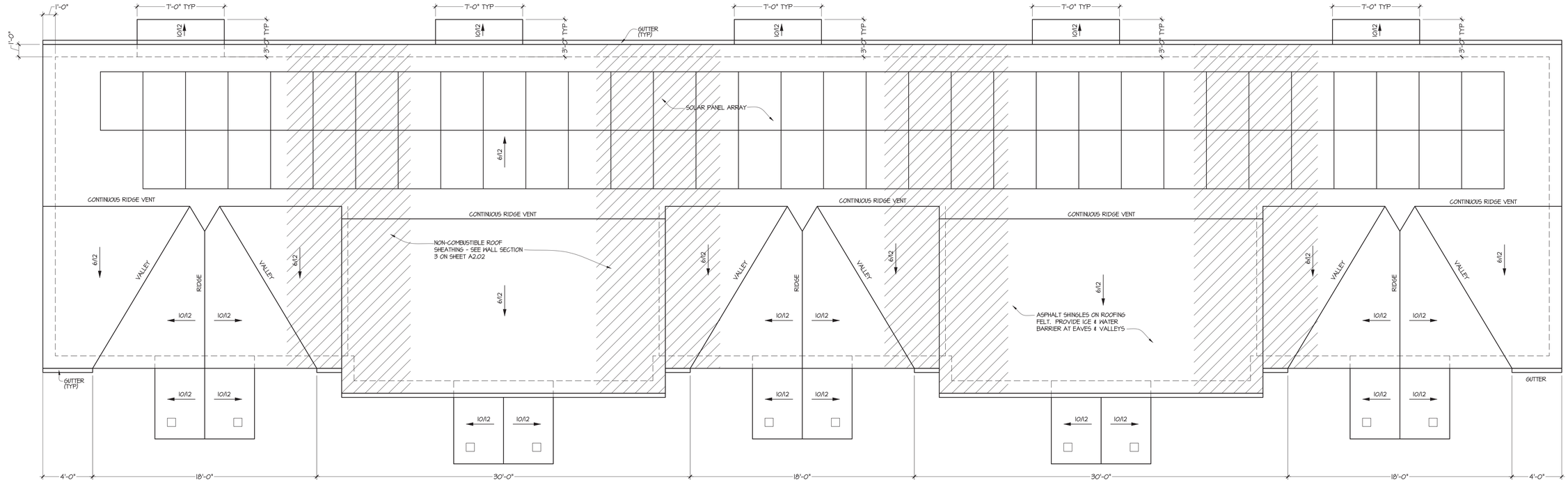

FOUNDATION NOTES

1. VERIFY ALL DIMENSIONS IN FIELD.
2. CONTRACTOR TO VERIFY THAT ALL FOOTINGS MUST BEAR ON UNDISTURBED SOIL AT A MINIMUM OF 42" BELOW GRADE WITH A MINIMUM LOAD-BEARING VALUE OF 2,500 PSF.
3. ALL EARTH FILL SHALL BE OF GOOD SOIL CAPABLE OF BEING THOROGHLY COMPACTED. BEFORE DEPOSITING FILL, SITE SHOULD BE CLEARED OF ALL VEGETATION, DEBRIS, TRASH, RUBBLE, OR OTHER UNSOUND MATERIAL.
4. SLABS ON GRADE SHALL BE MINIMUM 4" THICK REINFORCED WITH 6X6 W1.4 X W1.4 WELDED WIRE MESH. LAP MESH ONE MESH SPACE IN ALL DIRECTIONS.
5. LAP ALL REINFORCING STEEL A MINIMUM OF 15" UNLESS NOTED OTHERWISE.
6. BUILDER AND FOUNDATION CONTRACTOR TO MEET IN FIELD TO DETERMINE EXISTING GRADES AND SOIL CONDITIONS.
7. FOUNDATION WATERPROOFING TO BE APPLIED AS REQUIRED BY CODE

LOADS:

ROOF SNOW LOAD	WIND		SEISMIC DESIGN CATEGORY
	SPEED	EXPOSURE	
30PSF	115 MPH	CATEGORY-B	A

LOADING CONDITIONS:

	LIVE LOAD	DEAD LOAD	TOTAL
FLOOR HABITABLE	40 PSF	15 PSF	55 PSF
FLOOR WITH FINISH MAT. ON GROUT BED	40 PSF	25 PSF	65 PSF
ROOF PITCHED	30 PSF T.C. 10 PSF B.C.	17 PSF	57 PSF
FLAT ROOF OVER 30" DEEP	30 PSF T.C. 10 PSF B.C.	17 PSF	57 PSF

NOTE: ATTICS ARE DESIGNED AS NON-STORAGE AT BOTTOM CHORD OF TRUSSES FOR ROOFS OVER 3/12 PITCH, UNLESS NOTED OTHERWISE.

ATTIC VENTILATION

TOTAL VENT AREA REQUIRED: 1/150 X ATTIC AREA

ATTIC AREA: 2740 SQ. FT. X 1/150 = 18.27 SQ. FT. X 144 = 2630 SQ. IN. X 1/3 = 877

1/3 HIGH VENTING:	877	SQ. IN REQUIRED	PROVIDED:	2160	SQ. IN
2/3 LOW VENTING:	1753	SQ. IN REQUIRED	PROVIDED:	1964	SQ. IN

UPPER VENT PRODUCT	PERFORMANCE	CALCULATION
LOMANGO OMNI PRO RIDGE VENT	18 SQ. IN. PER LIN. FT.	18 X 120 = 2160 SQ. IN.

ROOF GENERAL NOTES

1. INSTALL ICE & WATER BARRIER AT:
   - A. 24" ABOVE ROOF FROM INSIDE VERTICAL LINE OF EXT. WALLS
   - B. VALLEYS
   - C. RAKE EDGES
   - D. ENTIRE ROOF 4:12 OR LESS
   - E. AROUND PENETRATIONS
2. GUTTERS AND DOWNSPOUTS TO BE DESIGN/BUILD BY CONTRACTOR.
3. INSTALL METAL STEP FLASHING AND/OR HEAD FLASHING AT ALL WALL/ROOF INTERSECTIONS.

ROOF PLAN
1/4"=1'-0"

FOUNDATION PLAN
1/4"=1'-0"

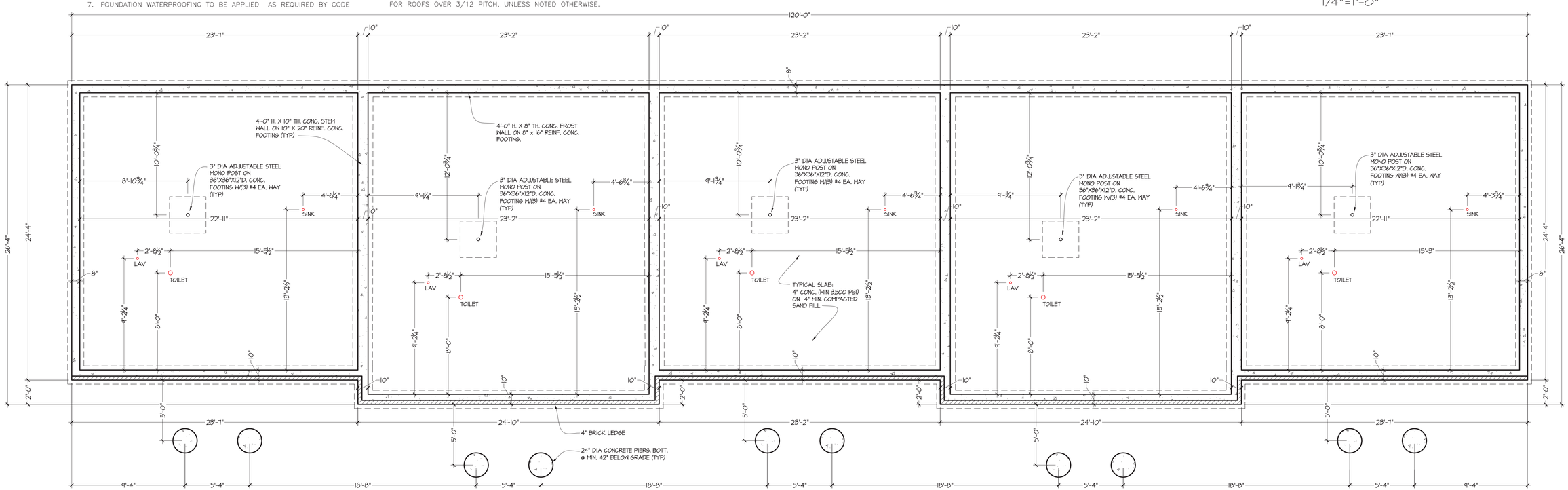

COPYRIGHT 2022 SCOTT MONCHNIK & ASSOCIATES ARCHITECTS INC NOTICE: THESE DRAWINGS AND THE DESIGN ARE THE PROPERTY OF THE ARCHITECT AND NO ALTERATIONS OR TRANSFERS OF WORK ARE PERMITTED UNLESS WRITTEN APPROVAL IS GRANTED BY SCOTT MONCHNIK & ASSOCIATES, ARCHITECTS. VIOLATORS WILL BE PROSECUTED TO THE FULLEST EXTENT OF THE LAW.

ARCHITECTS
PLANNERS
INTERIOR DESIGN

SCOTT MONCHNIK
& ASSOCIATES, INC.
1700 STUTZ DRIVE
SUITE 104-B
TROY, MICHIGAN
48084
TEL: 248-654-1010
FAX: 248-654-3002
SCOTT@SMAARCH.COM

INGHAM COUNTY LANDBANK
www.inghamlandbank.org

POINTE WEST CONDOMINIUMS
INGHAM COUNTY LAND BANK
1209 W. SAGINAW
LANSING, MICHIGAN

ISSUED FOR:
2 DEC 2022
BUILDING PERMIT

STATE OF MICHIGAN
SCOTT MONCHNIK
ARCHITECT
No. 38268
LICENSED ARCHITECT

SHEET# A1.01
DATE: 2 DEC 2022
JOB# 22032

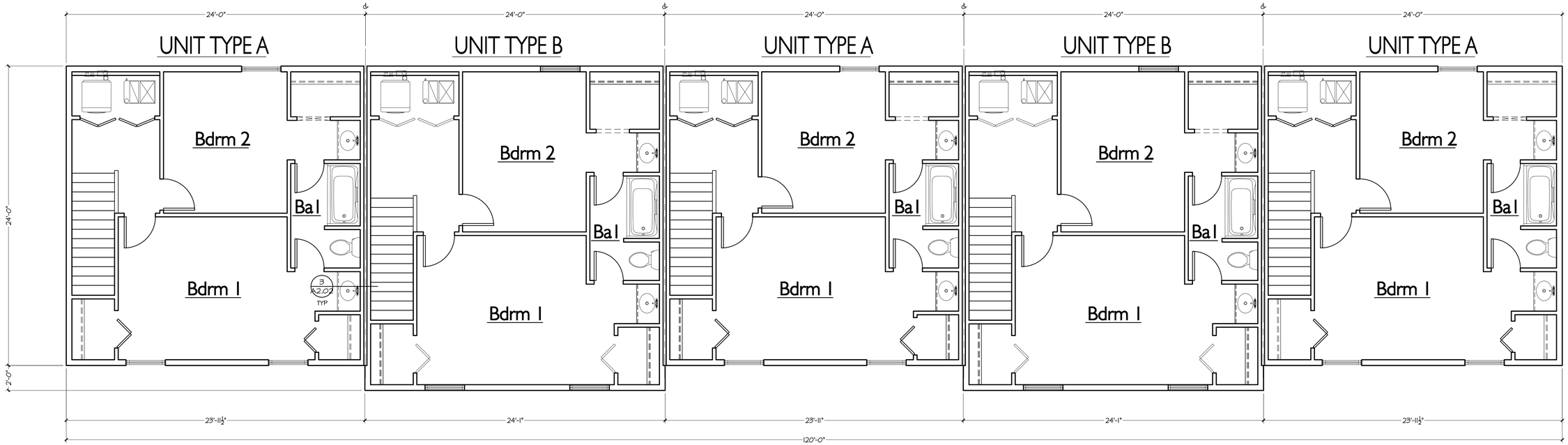

SECOND FLOOR BUILDING PLAN

1/4"=1'-0"

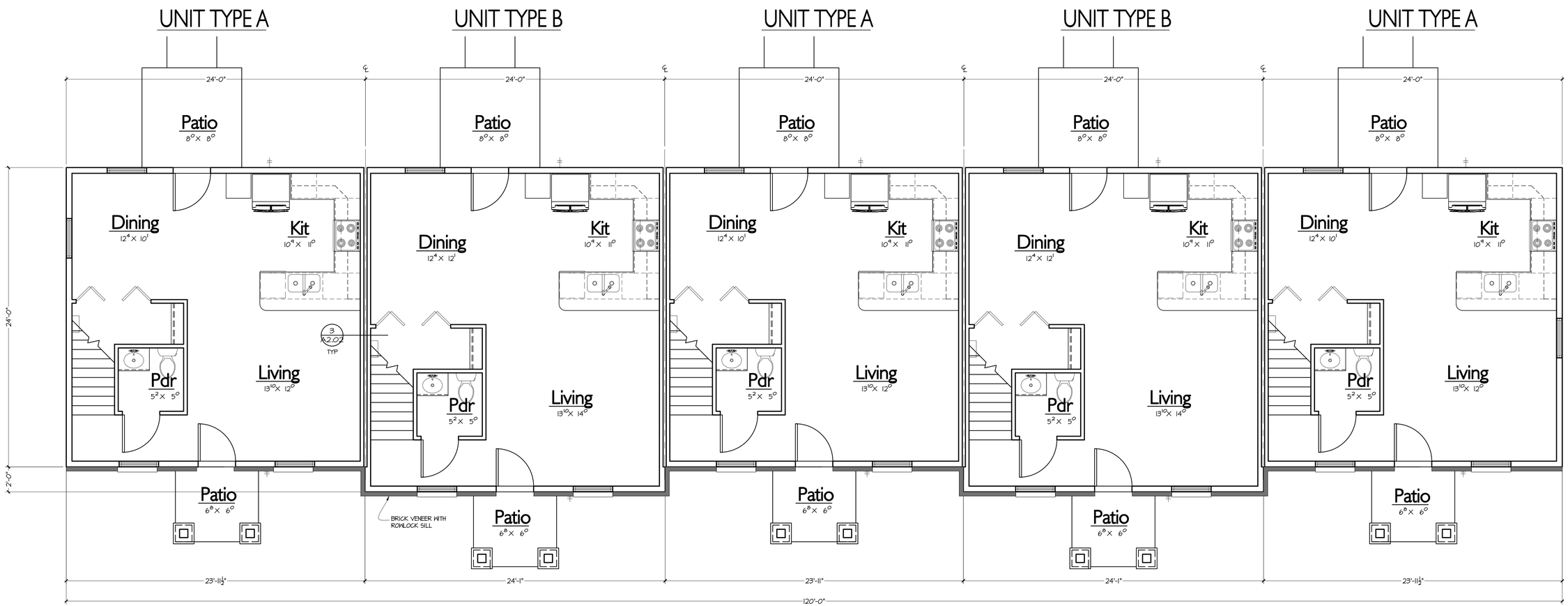

FIRST FLOOR BUILDING PLAN

1/4"=1'-0"

COPYRIGHT 2022 SCOTT MONCHNIK & ASSOCIATES, ARCHITECTS, INC NOTICE: THESE DRAWINGS AND THE DESIGN ARE THE PROPERTY OF THE ARCHITECT AND NO ALTERATIONS OR TRANSFERS OF WORK ARE PERMITTED UNLESS WRITTEN APPROVAL IS GRANTED BY SCOTT MONCHNIK & ASSOCIATES, ARCHITECTS. VIOLATORS WILL BE PROSECUTED TO THE FULLEST EXTENT OF THE LAW.

ARCHITECTS
PLANNERS
INTERIOR DESIGN

SCOTT MONCHNIK
& ASSOCIATES, INC.

1700 STUTZ DRIVE
SUITE 104-B
TROY, MICHIGAN
48084

TEL: 248-654-1010
FAX: 248-654-3002

SCOTT@SMAARCH.COM

INGHAM COUNTY LANDBANK
www.inghamlandbank.org

POINTE WEST CONDOMINIUMS
INGHAM COUNTY LAND BANK
1209 W. SAGINAW
LANSING, MICHIGAN

ISSUED FOR:
2 DEC 2022
BUILDING PERMIT

SHEET# A1.02

DATE: 2 DEC 2022

JOB# 22032

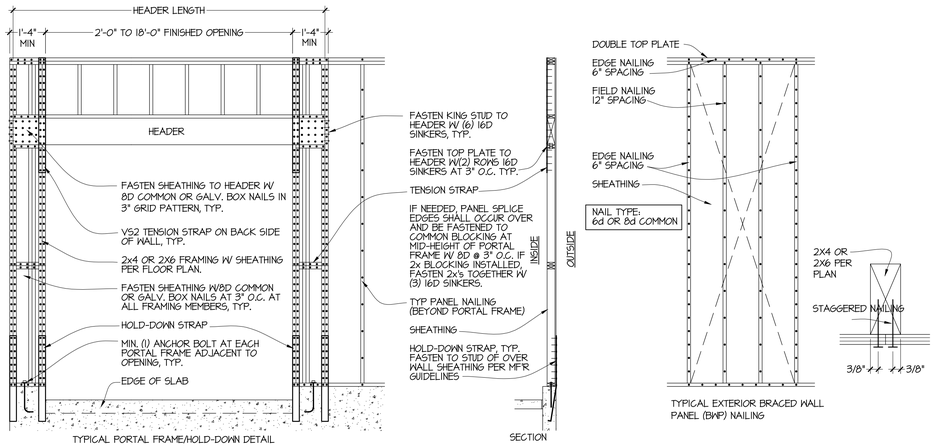

FLOOR PLAN NOTES:

1. ALL WINDOW SIZES GIVEN ARE GENERIC (W" X H"). SUBSTITUTE WITH CLOSEST STANDARD UNIT SIZE AVAILABLE AVAILABLE FROM MANUFACTURER SELECTION.
   - DH: DOUBLE HUNG
   - SH: SINGLE HUNG
   - CS: CASEMENT
   - AW: AWNING
   - GL: GLIDER
   - TR: FIXED TRANSOM
   - FX: FIXED PICTURE
   - HO: HOPPER
2. PROVIDE SOLID BLOCKING AT ALL LVL POINT LOAD LOCATIONS AND BEARING WALL LOCATIONS.
3. DIMENSIONING NOTES: ALL DIMENSIONS ARE TO FACE OF STUDS, CENTER OF OPENING, OR FACE OF EXTERIOR SHEATHING UNLESS NOTED OTHERWISE. ALL INTERIOR WALLS NOT DIMENSIONED AND APPEARING TO ALIGN WITH ADJACENT WALLS SHALL DO SO.
4. DO NOT SCALE DRAWINGS. NOTE ANY DISCREPANCIES TO CONTRACTOR.
5. ALL EXTERIOR WALLS TO BE 2X6 STUDS, EXCEPT GARAGE EXTERIOR WALLS UNLESS NOTED OTHERWISE. ALL INTERIOR PARTITIONS TO BE 2X4 STUDS UNLESS NOTED OTHERWISE.
6. ALL CEILING HEIGHTS NOTED ON PLAN ARE NOMINAL. REFER TO WALL SECTIONS FOR ACTUAL CEILING HEIGHT.
7. FLOOR JOISTS, LVL BEAMS, AND ROOF TRUSSES ARE A DELEGATED DESIGN BY OTHERS. REFER TO FLOOR JOIST AND ROOF SHOP DRAWINGS.

WALL BRACING CRITERIA

EXTERIOR WALLS: METHOD CS-WSP
INTERIOR WALLS: METHOD DSGB

- BWP — EXTERIOR BRACED WALL PANEL 48" U.N.O.
- IBWP — INTERIOR BRACED WALL PANEL 48" U.N.O.
- ABWP — ALTERNATE BRACED WALL PANEL (TYP. 32" MIN.) REQUIRES HOLD DOWN BRACKETS EA. END 1 STORY ONLY
- PFG — PORTAL FRAME AT GARAGE

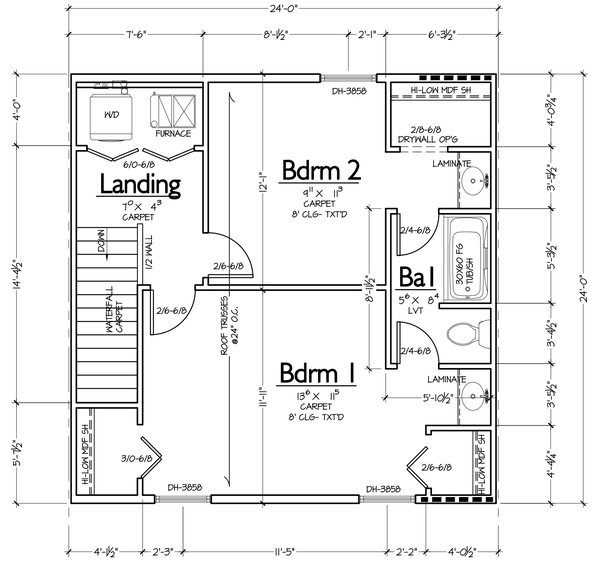

UNIT TYPE A SECOND FLOOR PLAN

1/4"=1'-0"

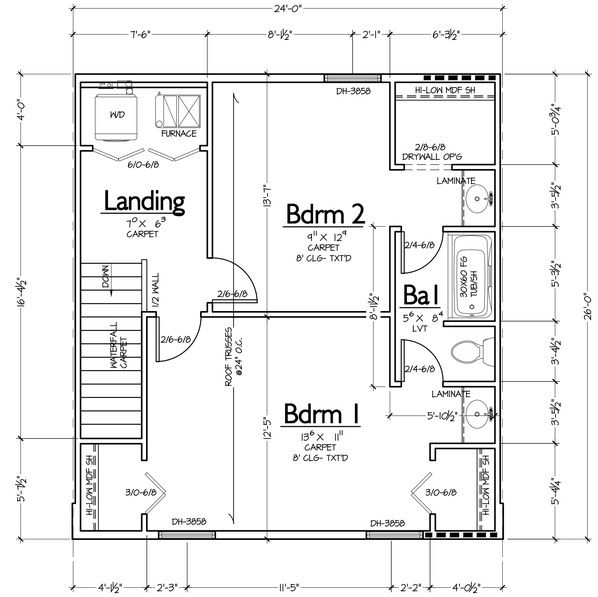

UNIT TYPE B SECOND FLOOR PLAN

1/4"=1'-0"

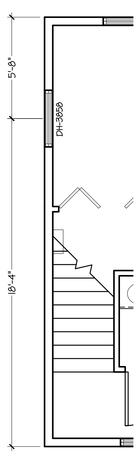

LEFT END UNIT FIRST FLOOR PLAN

1/4"=1'-0"

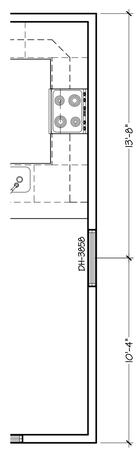

RIGHT END UNIT FIRST FLOOR PLAN

1/4"=1'-0"

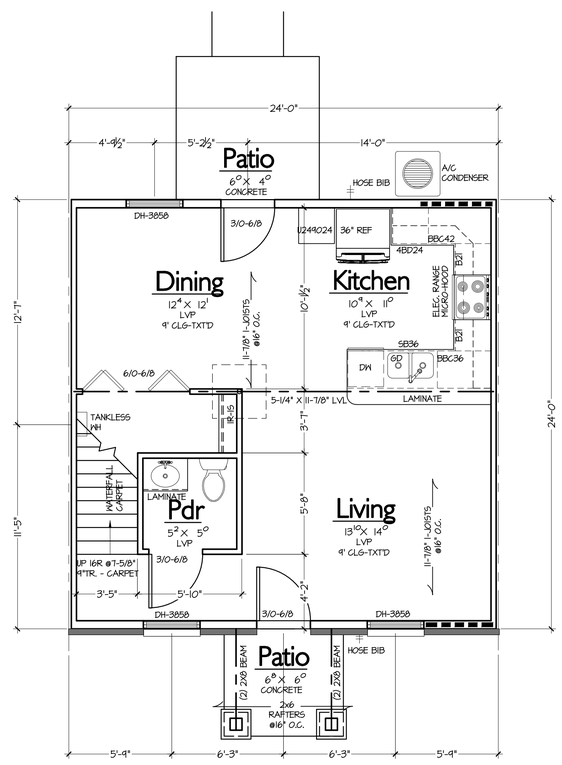

UNIT TYPE A FIRST FLOOR PLAN

1/4"=1'-0"

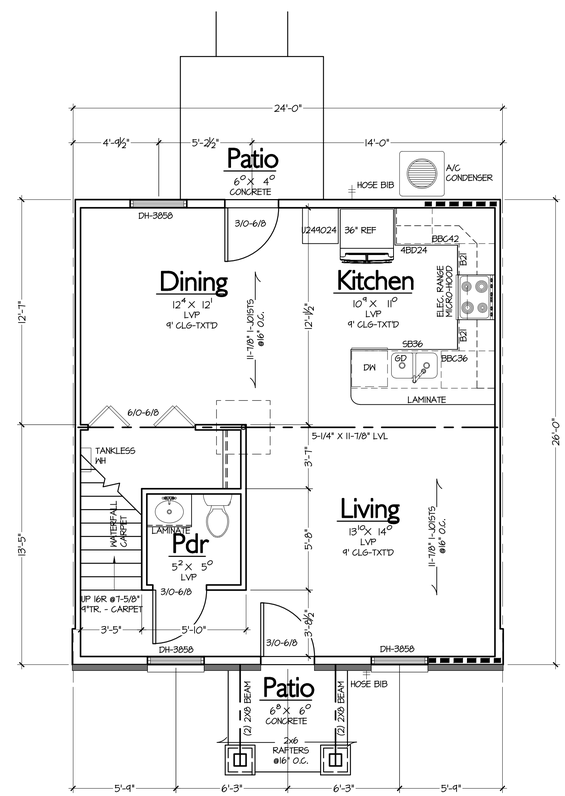

UNIT TYPE B FIRST FLOOR PLAN

1/4"=1'-0"

COPYRIGHT 2022 SCOTT MONCHNIK & ASSOCIATES ARCHITECTS INC NOTICE: THESE DRAWINGS AND THE DESIGN ARE THE PROPERTY OF THE ARCHITECT AND NO ALTERATIONS OR TRANSFERS OF WORK ARE PERMITTED UNLESS WRITTEN APPROVAL IS GRANTED BY SCOTT MONCHNIK & ASSOCIATES, ARCHITECTS. VIOLATORS WILL BE PROSECUTED TO THE FULLEST EXTENT OF THE LAW.

ARCHITECTS
PLANNERS
INTERIOR DESIGN

SCOTT MONCHNIK & ASSOCIATES, INC.
1700 STUTZ DRIVE
SUITE 104-B
TROY, MICHIGAN 48084
TEL: 248-654-1010
FAX: 248-654-3002
SCOTT@SMAARCH.COM

INGHAM COUNTY LANDBANK
www.inghamlandbank.org

POINTE WEST CONDOMINIUMS
INGHAM COUNTY LAND BANK
1209 W. SAGINAW
LANSING, MICHIGAN

ISSUED FOR:
2 DEC 2022
BUILDING PERMIT

SHEET# A1.03
DATE: 2 DEC 2022
JOB# 22032

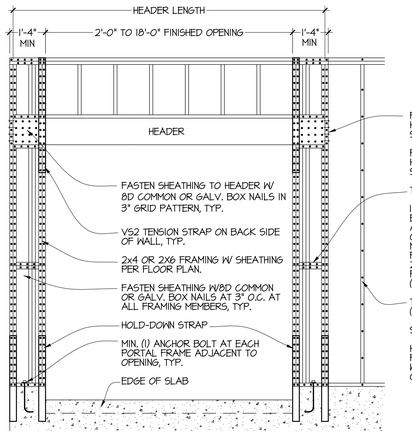

TYPICAL PORTAL FRAME/HOLD-DOWN DETAIL

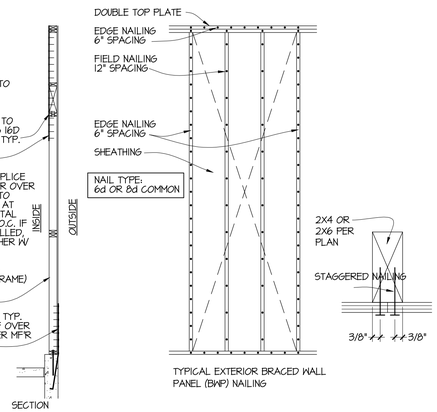

SECTION

TYPICAL EXTERIOR BRACED WALL PANEL (BWP) NAILING

FLOOR PLAN NOTES:

1. ALL WINDOW SIZES GIVEN ARE GENERIC (W" X H"). SUBSTITUTE WITH CLOSEST STANDARD UNIT SIZE AVAILABLE AVAILABLE FROM MANUFACTURER SELECTION.
   - DH: DOUBLE HUNG
   - SH: SINGLE HUNG
   - CS: CASEMENT
   - AW: AWNING
   - GL: GLIDER
   - TR: FIXED TRANSOM
   - FX: FIXED PICTURE
   - HO: HOPPER
2. PROVIDE SOLID BLOCKING AT ALL LVL POINT LOAD LOCATIONS AND BEARING WALL LOCATIONS.
3. DIMENSIONING NOTES: ALL DIMENSIONS ARE TO FACE OF STUDS, CENTER OF OPENING, OR FACE OF EXTERIOR SHEATHING UNLESS NOTED OTHERWISE. ALL INTERIOR WALLS NOT DIMENSIONED AND APPEARING TO ALIGN WITH ADJACENT WALLS SHALL DO SO.
4. DO NOT SCALE DRAWINGS. NOTE ANY DISCREPANCIES TO CONTRACTOR.
5. ALL EXTERIOR WALLS TO BE 2X6 STUDS, EXCEPT GARAGE EXTERIOR WALLS UNLESS NOTED OTHERWISE. ALL INTERIOR PARTITIONS TO BE 2X4 STUDS UNLESS NOTED OTHERWISE.
6. ALL CEILING HEIGHTS NOTED ON PLAN ARE NOMINAL. REFER TO WALL SECTIONS FOR ACTUAL CEILING HEIGHT.
7. FLOOR JOISTS, LVL BEAMS, AND ROOF TRUSSES ARE A DELEGATED DESIGN BY OTHERS. REFER TO FLOOR JOIST AND ROOF SHOP DRAWINGS.

WALL BRACING CRITERIA

EXTERIOR WALLS: METHOD CS-WSP
INTERIOR WALLS: METHOD DSGB

- BWP — EXTERIOR BRACED WALL PANEL 48" U.N.O.
- IBWP — INTERIOR BRACED WALL PANEL 48" U.N.O.
- ABWP — ALTERNATE BRACED WALL PANEL (TYP. 32" MIN.) REQUIRES HOLD DOWN BRACKETS EA. END 1 STORY ONLY
- PFG — PORTAL FRAME AT GARAGE

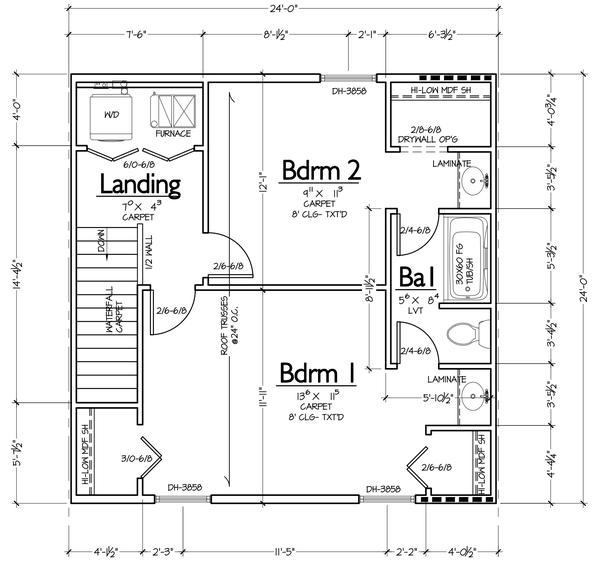

UNIT TYPE A SECOND FLOOR PLAN

1/4"=1'-0"

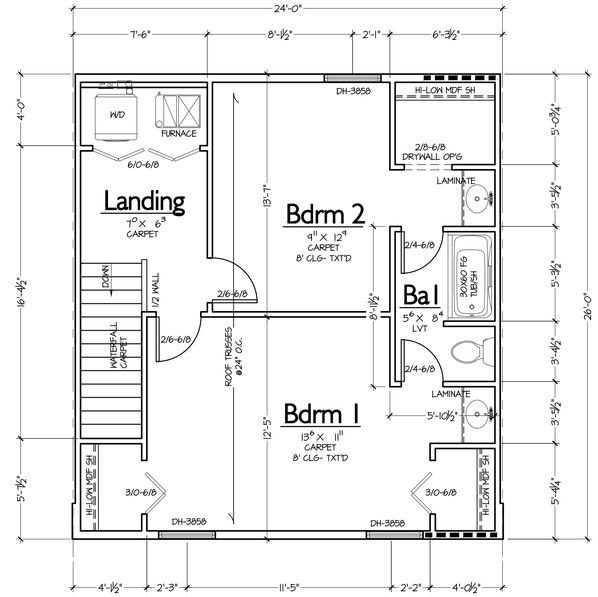

UNIT TYPE B SECOND FLOOR PLAN

1/4"=1'-0"

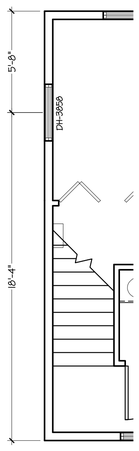

LEFT END UNIT FIRST FLOOR PLAN

1/4"=1'-0"

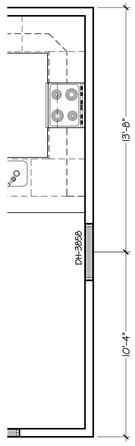

RIGHT END UNIT FIRST FLOOR PLAN

1/4"=1'-0"

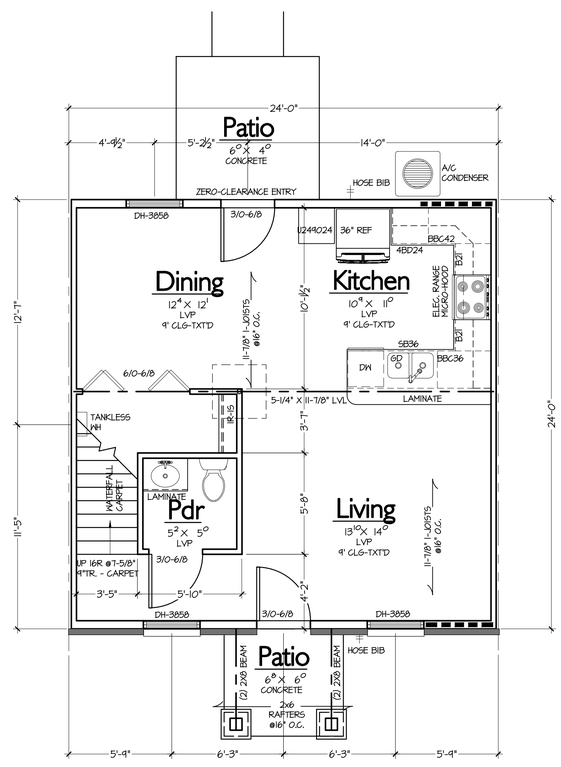

UNIT TYPE A FIRST FLOOR PLAN

1/4"=1'-0"

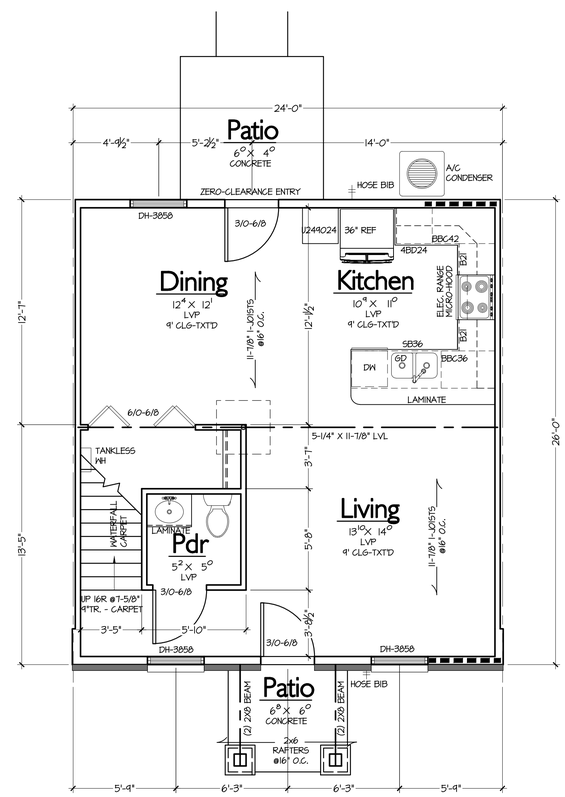

UNIT TYPE B FIRST FLOOR PLAN

1/4"=1'-0"

COPYRIGHT 2022 SCOTT MONCHNIK & ASSOCIATES ARCHITECTS INC NOTICE: THESE DRAWINGS AND THE DESIGN ARE THE PROPERTY OF THE ARCHITECT AND NO ALTERATIONS OR TRANSFERS OF WORK ARE PERMITTED UNLESS WRITTEN APPROVAL IS GRANTED BY SCOTT MONCHNIK & ASSOCIATES, ARCHITECTS. VIOLATORS WILL BE PROSECUTED TO THE FULLEST EXTENT OF THE LAW.

ARCHITECTS
PLANNERS
INTERIOR DESIGN

SCOTT MONCHNIK & ASSOCIATES, INC.
1700 STUTZ DRIVE
SUITE 104-B
TROY, MICHIGAN 48084
TEL: 248-654-1010
FAX: 248-654-3002
SCOTT@SMAARCH.COM

INGHAM COUNTY LANDBANK
www.inghamlandbank.org

POINTE WEST CONDOMINIUMS
INGHAM COUNTY LAND BANK
1209 W. SAGINAW
LANSING, MICHIGAN

ISSUED FOR:
2 DEC 2022
BUILDING PERMIT

SHEET# A1.03
DATE: 2 DEC 2022
JOB# 22032

COPYRIGHT 2022 SCOTT MONCHNIK & ASSOCIATES ARCHITECTS INC NOTICE: THESE DRAWINGS AND THE DESIGN ARE THE PROPERTY OF THE ARCHITECT AND NO ALTERATIONS OR TRANSFERS OF WORK ARE PERMITTED UNLESS WRITTEN APPROVAL IS GRANTED BY SCOTT MONCHNIK & ASSOCIATES, ARCHITECTS. VIOLATORS WILL BE PROSECUTED TO THE FULLEST EXTENT OF THE LAW.

ARCHITECTS
PLANNERS
INTERIOR DESIGN

SCOTT MONCHNIK
& ASSOCIATES, INC.

1700 STUTZ DRIVE
SUITE 104-B
TROY, MICHIGAN
48084

TEL: 248-654-1010
FAX: 248-654-3002

SCOTT@SMAARCH.COM

INGHAM COUNTY LANDBANK
www.inghamlandbank.org

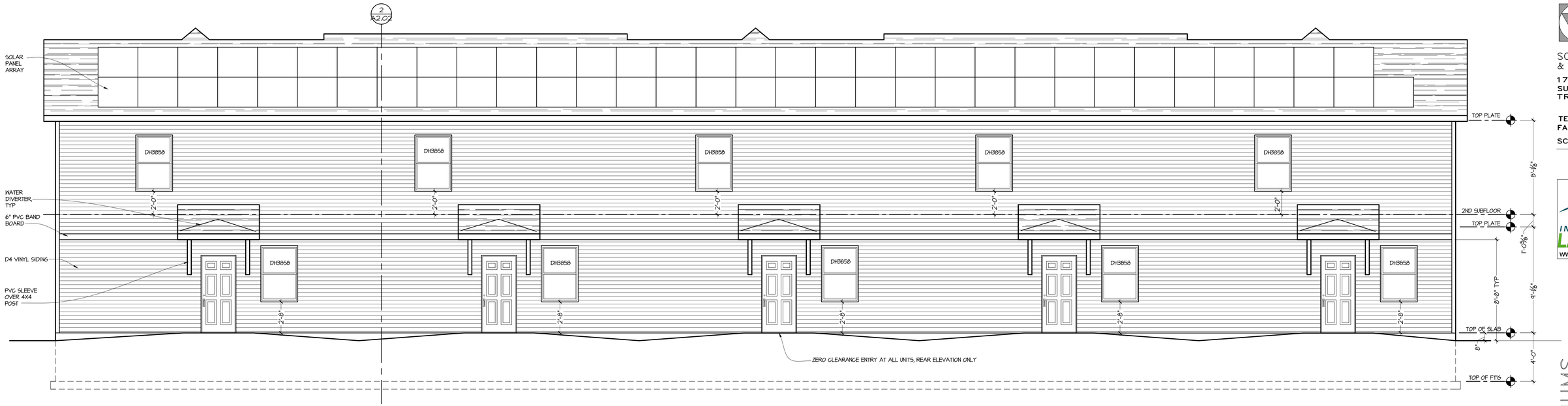

REAR ELEVATION
1/4"=1'-0"

FRONT ELEVATION
1/4"=1'-0"

POINTE WEST CONDOMINIUMS
INGHAM COUNTY LAND BANK
1209 W. SAGINAW
LANSING, MICHIGAN

ISSUED FOR:
2 DEC 2022
BUILDING PERMIT

SHEET# A2.01

DATE: 2 DEC 2022

JOB# 22032

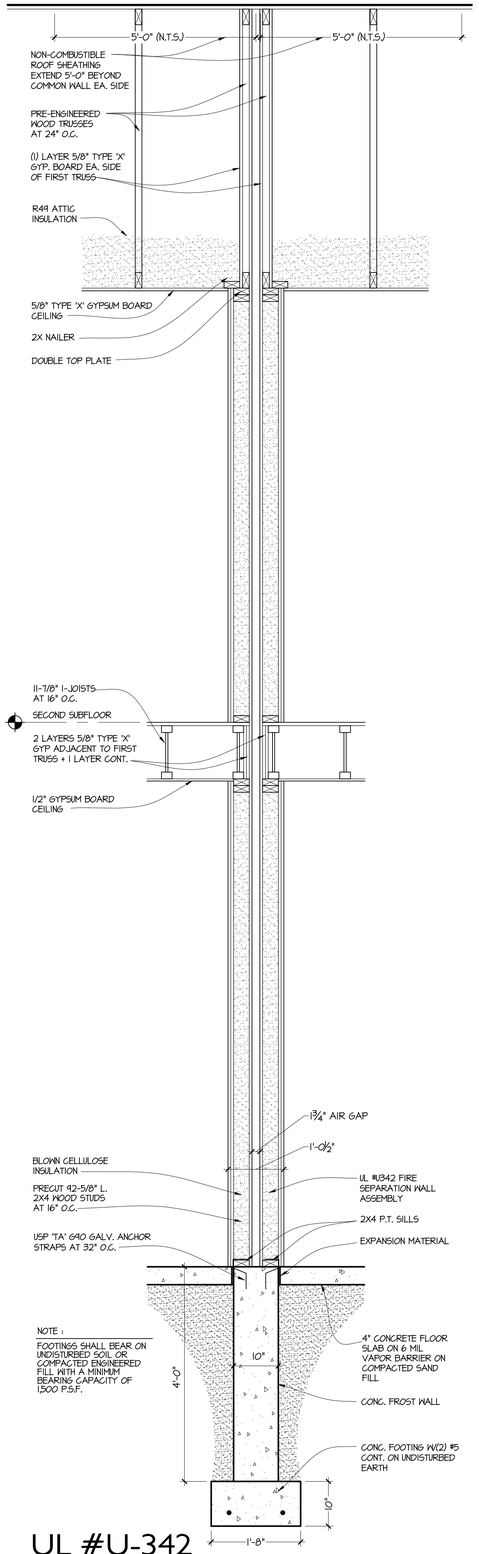

3 A2.02 UL #U-342 2-HR RATED WALL SECTION
3/4"=1'-0"

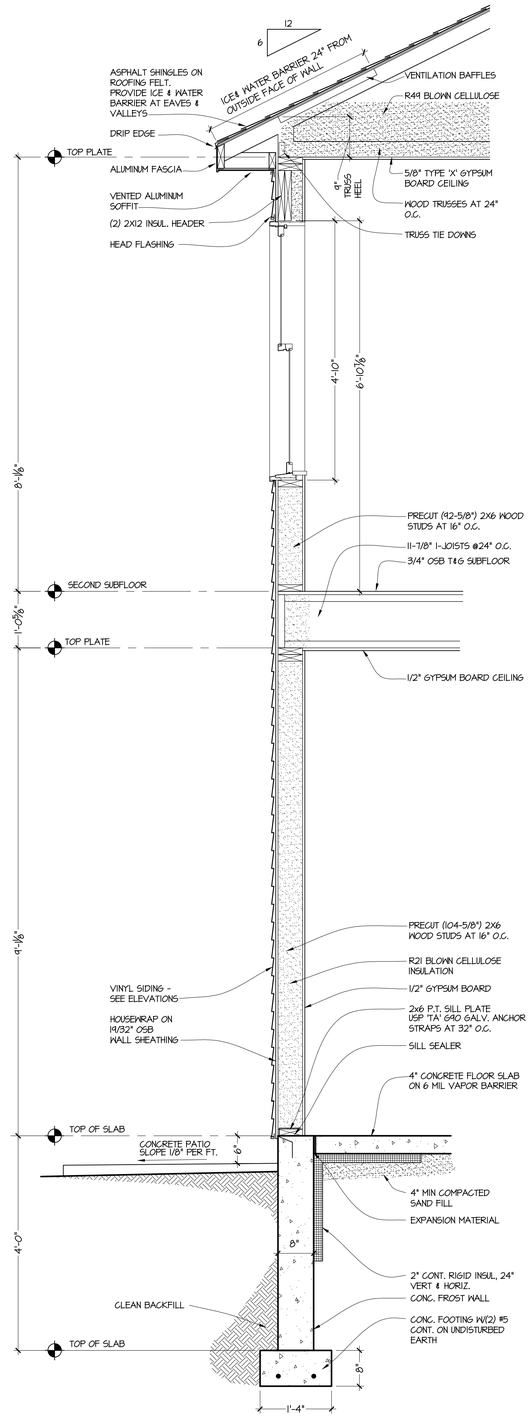

2 A2.02 TYP WALL SECTION
3/4"=1'-0"

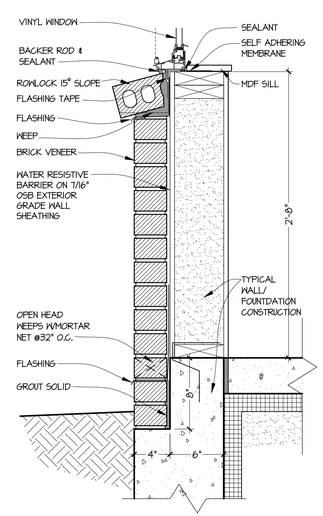

1 A2.02 BRICK WAINSCOT SECTION
1-1/2"=1'-0"

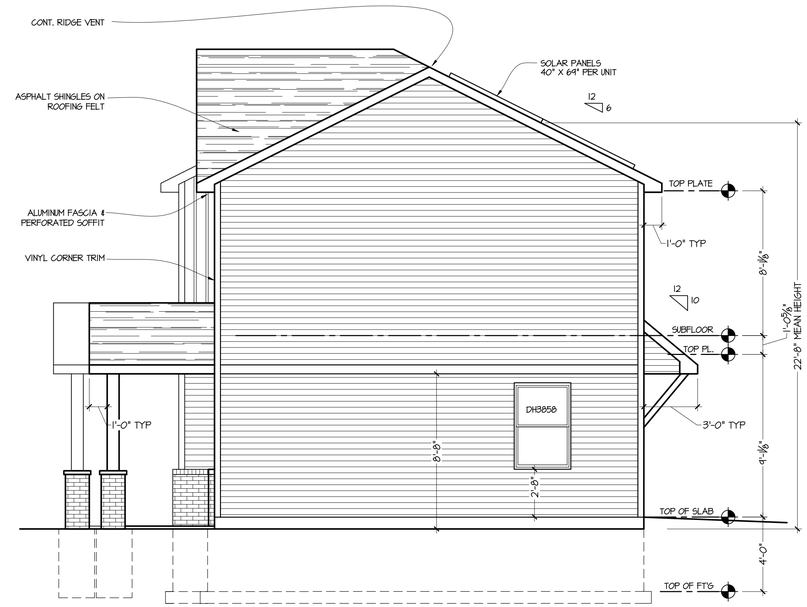

RIGHT ELEVATION
1/4"=1'-0"

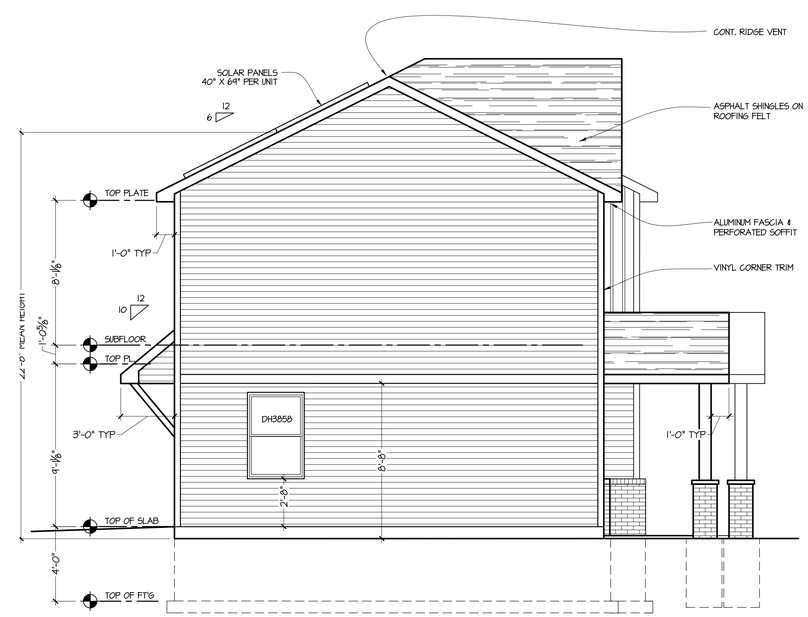

LEFT ELEVATION
1/4"=1'-0"

COPYRIGHT 2022 SCOTT MONCHNIK & ASSOCIATES, ARCHITECTS, INC NOTICE: THESE DRAWINGS AND THE DESIGN ARE THE PROPERTY OF THE ARCHITECT AND NO ALTERATIONS OR TRANSFERS OF WORK ARE PERMITTED UNLESS WRITTEN APPROVAL IS GRANTED BY SCOTT MONCHNIK & ASSOCIATES, ARCHITECTS. VIOLATORS WILL BE PROSECUTED TO THE FULLEST EXTENT OF THE LAW.

ARCHITECTS
PLANNERS
INTERIOR DESIGN

SCOTT MONCHNIK & ASSOCIATES, INC.
1700 STUTZ DRIVE
SUITE 104-B
TROY, MICHIGAN 48084
TEL: 248-654-1010
FAX: 248-654-3002
SCOTT@SMAARCH.COM

INGHAM COUNTY LANDBANK
www.inghamlandbank.org

POINTE WEST CONDOMINIUMS
INGHAM COUNTY LAND BANK
1209 W. SAGINAW
LANSING, MICHIGAN

ISSUED FOR:
2 DEC 2022
BUILDING PERMIT

SHEET# A2.02
DATE: 2 DEC 2022
JOB# 22032